

Conference app

ITIP Ohio Summit featuring Google for Education 2017 has gone mobile! We have created a conference app that will allow you to use your smartphone or tablet onsite to easily:

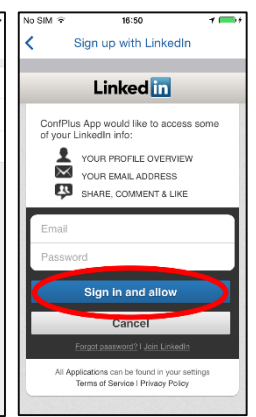
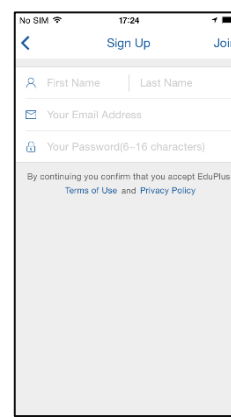
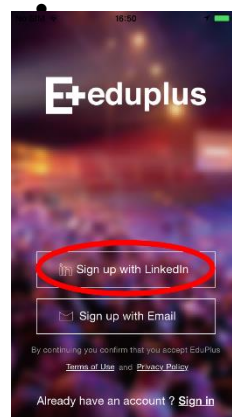
- Access session details – and create a personal schedule
- Rate and take notes on sessions
- View speaker bios
- See other attendees at the event who are using the app (and connect with them via email)
- Access sponsor and exhibitor details
- Receive news alerts
- View map of the exhibit hall layout
- Post tweets via Twitter – @itipohio #ITIP2017

Download the app now and plan your own personal schedule and set alerts prior to coming to the event.
 Download the 'EduPlus' App from [App Store](#) or [Android Market](#), or simply scan the QR code to the right.



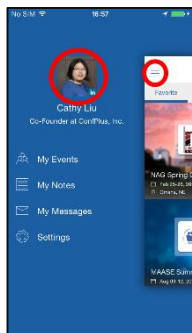
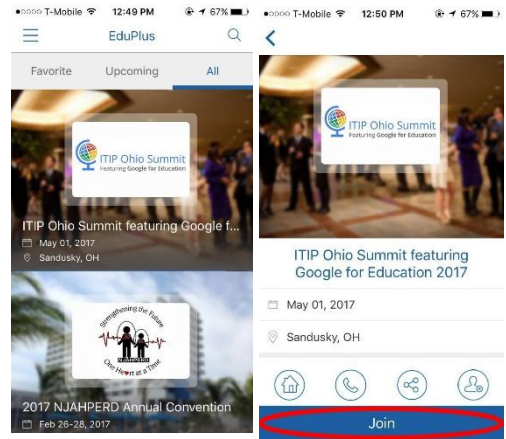
LOGGING IN IS EASY

- Once you have loaded the app, you will be prompted to 'Sign in' or 'Sign up'. As a new user please select the 'Sign up' option.
- You can join the conference community either by entering your demographic details, or logging in using your LinkedIn profile.
- By logging in using your LinkedIn profile it means that other attendees who are using the app can connect with you via your LinkedIn profile, and your LinkedIn profile summary will be viewable by other attendees.



ONCE YOU ARE LOGGED IN

- You will see a list of conferences on the home page of the EduPlus app.
- ITIP Ohio Summit featuring Google for Education 2017 should be near the top of the upcoming list. You can then enter to view the details and join.
- Whenever updates become available, you will be prompted automatically to update when you access the conference again.



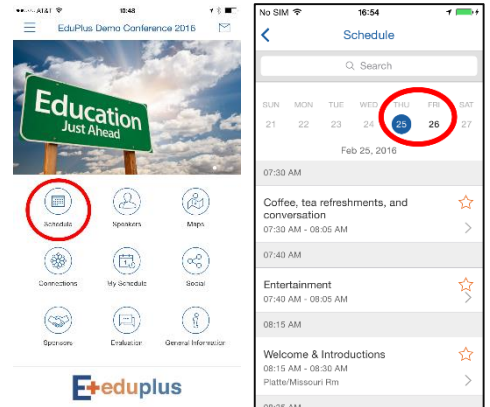
YOUR PROFILE

You can enhance your profile on the app by going to the EduPlus app main menu and tapping on the top left corner for a menu to appear on the left side of the screen. Your picture with name, title and company can be seen on the top of the menu. Tap on 'Your profile picture' to edit your email address and demographic details. Make sure you select 'Done' once you have made changes.



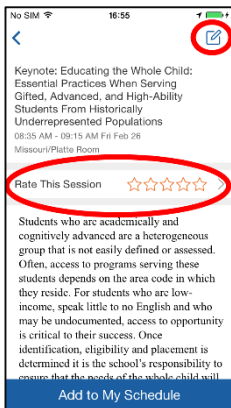
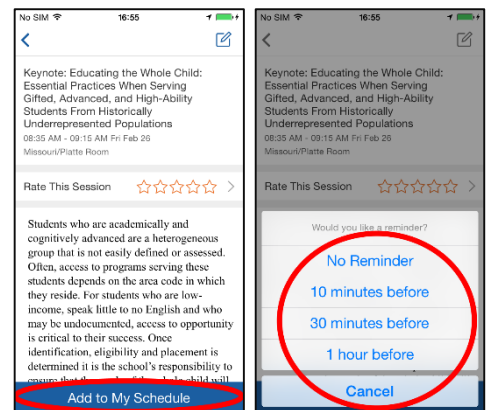
VIEW THE PROGRAM

- Click on the **'Schedule'** module.
- Scroll up and down the screen to view session titles for each day.
- At the top of the screen you'll see a calendar. Select the day of the program you want to view from the calendar.
- For more information on each session, click on the session you are interested in for a session summary and list of speakers.
- In each session you can take notes, rate the session, and add it to your personal schedule.



CREATE A SCHEDULE

- Select a session you want to add to your profile.
- Click on the BLUE **'Add to schedule'** button
- You can also set a phone reminder for the session here.



TAKING NOTES

You can use the app to take notes by going into the session you are attending in the **'Schedule'** or **'My Schedule'** module, selecting the session, then click on the pencil icon on the top right of the screen. Keep a record of interesting points or areas you would like to follow up on then email your notes to yourself by selecting the **'Send to'** button.

RATE THIS SESSION

You will be able to rate the session out of five stars with comments. Simply select the session you want to rate from the **'Schedule'** or **'My Schedule'** modules, and click on button **'Rate This Session'** then select how many stars you give the session and click **'Submit'**.

Social Media VIA THE APP

Select the **'Social'** module on the homepage of the conference app and you can follow the @itipohio; #ITIP2017.



Confplus, Inc.

505 S Rosa Rd. Suite 225, Madison, WI 53719

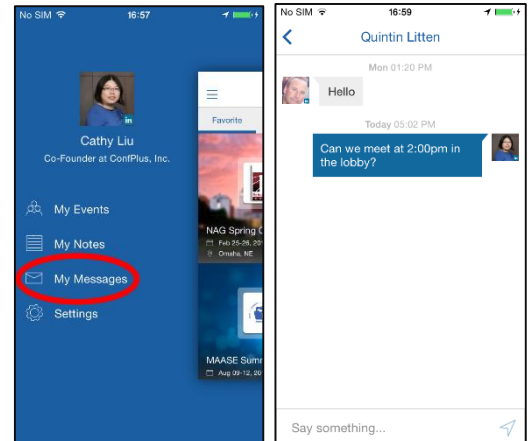
Telephone: +1 608-561-1608

Website: <http://www.confplusapp.com>



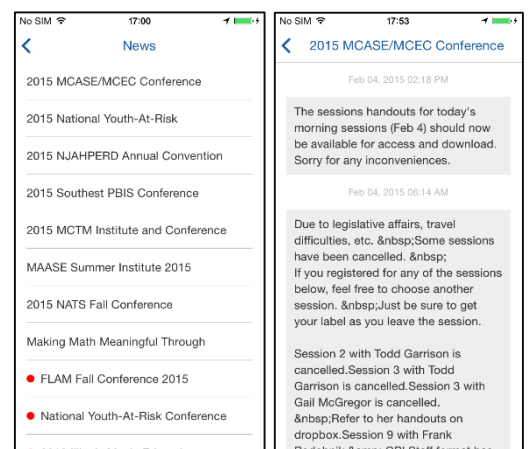
In-App Messaging

You can send and receive messages with contacts using the EduPlus app. To access your messages, access the slider menu from the app main page, and select **'My Messages'**.



News Feed

Access conference news feed from the slider menu by selecting **'My Messages'>'News'**. In the **News** screen, unread feeds will have red circles in front of them.



**And last, but not least - DON'T forget to bring your business cards.
You'll be networking with attendees, exhibitors and sponsors at the conference.**