

Conference app

2015 AAMP Convention has gone mobile! We have created a conference app that will allow you to use your smartphone or tablet onsite to easily:

- Access session details – and create a personal schedule
- Rate and take notes on sessions
- View speaker bios
- See other attendees at the event who are using the app (and connect with them via email)
- Access sponsor and exhibitor details
- Receive news alerts
- View map of the exhibit hall layout
- Post tweets via Twitter – @AAMPNews #AAMPIL15



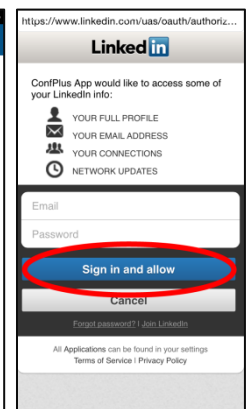
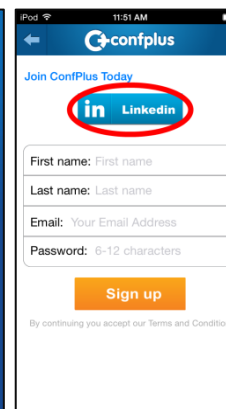

Download the app now and plan your own personal schedule and set alerts prior to coming to the event.

Download the 'ConfPlus' App from [App Store](#) or [Android Market](#), or simply scan the QR code to the right.



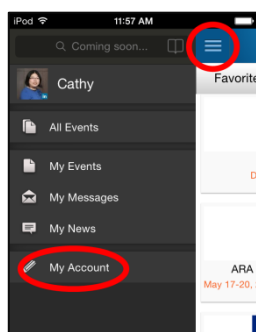

LOGGING IN IS EASY

- Once you have loaded the app, you will be prompted to 'Sign in' or 'Sign up'. As a new user please select the 'Sign up' option.
- You can join the conference community either by entering your demographic details, or logging in using your LinkedIn profile by selecting the blue LinkedIn button at the top of the screen.
- By logging in using your LinkedIn profile it means that other delegates who are using the app can connect with you via your LinkedIn profile, and your LinkedIn profile summary will be viewable by other attendees.



ONCE YOU ARE LOGGED IN

- You will see a list of conferences on the home page of the ConfPlus app.
- 2015 AAMP Convention should be near the top of the upcoming list. You can then enter to view the details and join.
- Whenever updates become available, you will be prompted automatically to update when you access the conference again.



YOUR PROFILE

You can enhance your profile on the app by going to the ConfPlus app main menu and tapping on the top left corner for a menu to appear on the left side of the screen. The option 'My Account' can be seen on the bottom of the menu. Tap on 'My Account' to edit your email address and demographic details. Make sure you select 'Update' once you have made changes.

Confplus, Inc.

505 S Rosa Rd. Suite 225, Madison, WI 53719

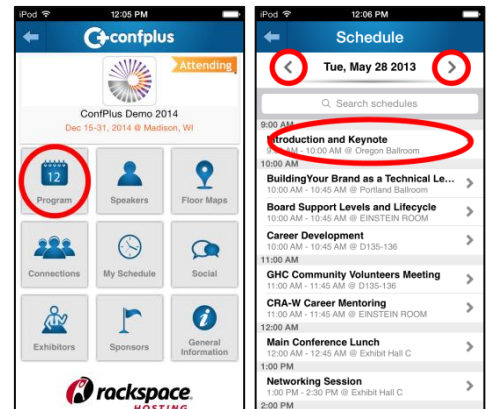
Telephone: +1 608-561-1608

Website: <http://www.confplusapp.com>



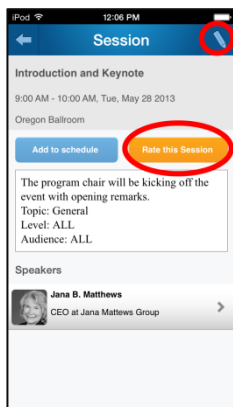
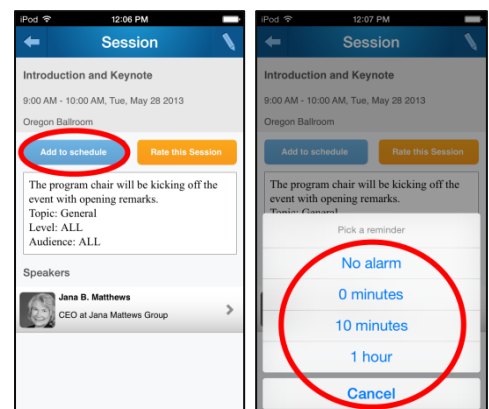
VIEW THE PROGRAM

- Click on the **'Schedule'** module.
- Scroll up and down the screen to view session titles for each day.
- At the top of the screen you'll see the name of the day with arrows either side. Select the arrows to move forward or back to the day of the program you want to view.
- For more information on each session, click on the session you are interested in for a session summary and list of speakers.
- In each session you can take notes, rate the session, and add it to your personal schedule.



CREATE A SCHEDULE

- Select a session you want to add to your profile.
- Click on the BLUE **'Add to schedule'** button for iPhone users, or the ☆ symbol for Android users.
- You can also set an alert for the session here as well.



TAKING NOTES

You can use the app to take notes by going into the session you are attending in the **'Schedule'** or **'My Schedule'** module, selecting the session, then click on the pencil icon on the top right of the screen for iPhone users or the **'Make My Notes'** button for Android users. Keep a record of interesting points or areas you would like to follow up on then email your notes to yourself by selecting the **'Send'** icon.

RATE THIS SESSION

You will be able to rate the session out of five stars. Simply select the session you want to rate from the **'Schedule'** or **'My Schedule'** modules, and click on the orange button **'Rate this Session'** then select how many stars you give the session and click **'Submit'**.



TWEETING VIA THE APP

Select the **'Social'** module on the homepage of the conference app and you can follow the @AAMPNews twitter feed. If you have a twitter account you can also post a tweet by selecting the pencil in the top right hand corner of the module.

Tweet using @AAMPNews #AAMPIL15

Confplus, Inc.

505 S Rosa Rd. Suite 225, Madison, WI 53719

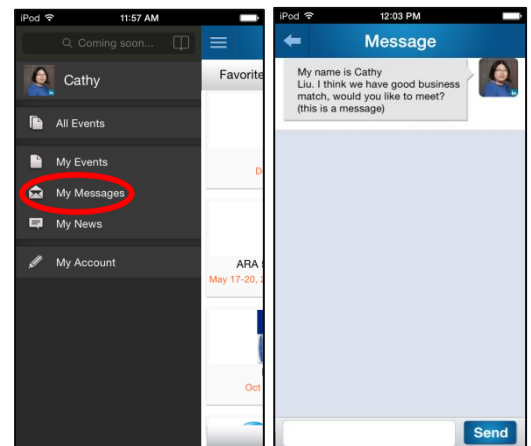
Telephone: +1 608-561-1608

Website: <http://www.confplusapp.com>



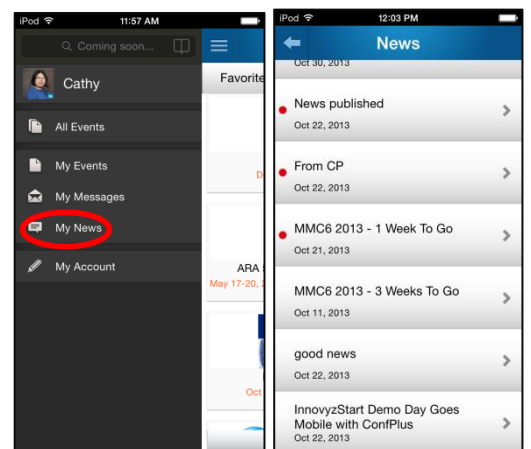
In-App Messaging

You can send and receive messages with contacts using the ConfPlus app. To access your messages, access the slider menu from the app main page, and select **'My Messages'**.



News Feed

Access conference news feed from the slider menu by selecting **'My News'**. If you have any unread news, the icon image will show a number of unread news feeds. In the **News** screen, unread feeds will have red circles in front of them.



And last, but not least - **DON'T** forget to bring your business cards.
You'll be networking with delegates, exhibitors and sponsors at the conference.

Confplus, Inc.

505 S Rosa Rd. Suite 225, Madison, WI 53719

Telephone: +1 608-561-1608

Website: <http://www.confplusapp.com>